

ALL IN ONE UNIT 1200X800X950

THE SMART PALLET CONTAINER



ALL IN ONE UNIT 1200X800X950

Firm connection guidance

Lid and sleeve form a firmly connected unit - no more individual parts, no more loss of container parts



Safe guidance

Embedded guide rails simplify handling - the lid is neatly guided when opening and closing




All in One Unit



Secure empty unit

- Protection of the folded sleeve
- No damage to the containers by slipping
- Safe and stable stacking



Closed pallet deck empty unit

- No base insert required
- No soiling
- Automatic locking
- Engage principle for firm fixation

ALL IN ONE UNIT 1200X800X950



TECHNICAL DATA

- External dimensions: 1200x800x50 mm
- Internal dimensions: 1156x756x747 mm
- Volume: 653 L
- Tare weight: 48 kg
- Empties height: 245 mm in a stack
- Fodling system: Sandwich folding
- High rack (without base): Yes

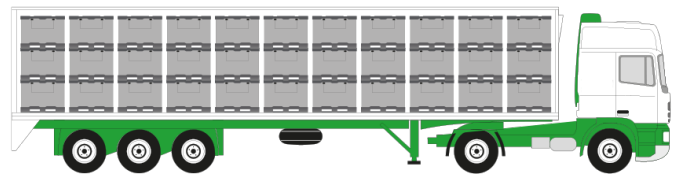
LOADS:

- Payload max: 500 kg
- Stacking load (max): 1 250 kg
- Stacking factor: 1+2

LOGISTICAL AND TRANSPORT:


- Return rate: 1:4
- Volume reduction: 75 %

CAPACITY UTILISATION - MEGA TRAILER
Full: 99


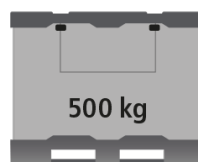


Empty: 396

75 % VOLUME-REDUCED



SANDWICH	PALLET	SLEEVE	LID
Material	PE	PP	PE
Grammage	-	3000 g/m ²	-
Equipment further options available	Closed surface 9 feet, 3 skids steel reinforcement 4 way entry pallet drainage holes	M-folding 1 flap door 600x350 mm 2 label holders A5	2 handles 1 handle, blue suspension lugs



1+4 1+2
IN BLOCK STORAGE

1+2 1+11
IN MEGA TRUCK

1:4 PROPORTIONALLY STACKABLE



IPG **RETURN PACKAGING** CONCEPT
AN **ECONOMY** INSPIRED BY THE
CYCLUS OF **NATURE**



WWW.IP-GROUP.COM

